

# WASP™

## GROUND SUPPORT EQUIPMENT

### EXTENDABLE GUIDE RAILS for WALK-BEHIND BELT LOADER

Improve operator safety and performance on the ramp

Durable, high-quality powder coating and zinc-plated components for years of rigorous daily use

Quick locking system without the need for high-tension springs


Small, incremental adjustability to maintain safe distance from fuselage

Soft foam padding on front end


UHMW guides for smooth extension and retraction

15-20 minute installation with bolt-on hardware and provided manual


Quickly adjusts to any style of aircraft with ease:



Fully Contracted



Partially Extended



Fully Extended

At FAST, we know your operational performance and safety begins on the ramp. That's why we've developed guide rails to add to your belt loader or to replace an existing fixed set.

### Key Benefits:

- More safely enter and exit baggage-cargo area of aircraft
- Quickly adjusts to any style of aircraft with ease
- Built to industry safety standards for placement around aircraft and operator usage
- Developed for easy replacement of a high wear & tear component



*Designed to fit existing WASP-brand walk-behind belt loaders, as well as other branded driveable equipment*

To learn more, contact our knowledgeable and experienced Parts Team:

[PartsSales@fastsolutions.com](mailto:PartsSales@fastsolutions.com) +1 (320) 634-5886